

Let's count again!


Learning a language can feel scary but you can do it,
and there are lots of resources to help!




pêyak sîsîp
pay-YUCK
see-SEEP
one duck



nîso ôhowak
neeSOW
OOH-howuck (OH-howuck)
two owls



nisto mâkwak
nissTOW
MOCKwuck
three loons



nêwo âhâsiwak
nayWOE
aHAsiwuck
four crows




niyânan kihêwak
NEEyah-nun
KEYheewuck
five eagles



nikotwâsik miscikosa
nihKOTE-wahsick
missCHICK-osack
six sticks



têpakohp kwîhkwîsiwak
TAYpuck-ooop / TAYpuck-ope
kweeHKWEE-siwuck
seven jays



ayinânêw sîsîpisisak
EYEnah-nayo
seeSEEP-sisack
eight ducklings



kêkâ-mitâtaht pakânak
kayka-MITta-tut
PUCKanuck
nine nuts



mitâtaht niskak
MITta-tut
NISSkuck
ten geese



The Plains Cree words above are written in Standard Roman Orthography (SRO), which spells each sound of the language with its own unique letter. For example, the sound "ee" is always written î. To learn more about SRO, visit the Cree Literacy Network (creeliteracy.org) for more information.

Recordings and definitions of the words in this book (and lots more!) are available in itwêwina Plains Cree Dictionary (itwewina.altlab.app).

